


EMERGENCY
field bed



MEDITEK

Here for L.I.F.E.

PRODUCT

overview

EMERGENCY FIELD BED

The Emergency Field Bed is designed for emergency medical response. The bed is constructed from steel finished with an impermeable silver coating.

The Emergency Field Bed is designed with an adjustable head and foot, the head of the bed can be tilted up to a 75° angle. The foot of the bed can be adjusted to a 45° angle with an optional footboard attachment. It can accommodate a maximum capacity of 350 LBS. Dimensions include a length of 81", a width of 37", and height of 26" (Measured from the foot to the top of the flat mattress. Note: other vendor mattress heights may vary).

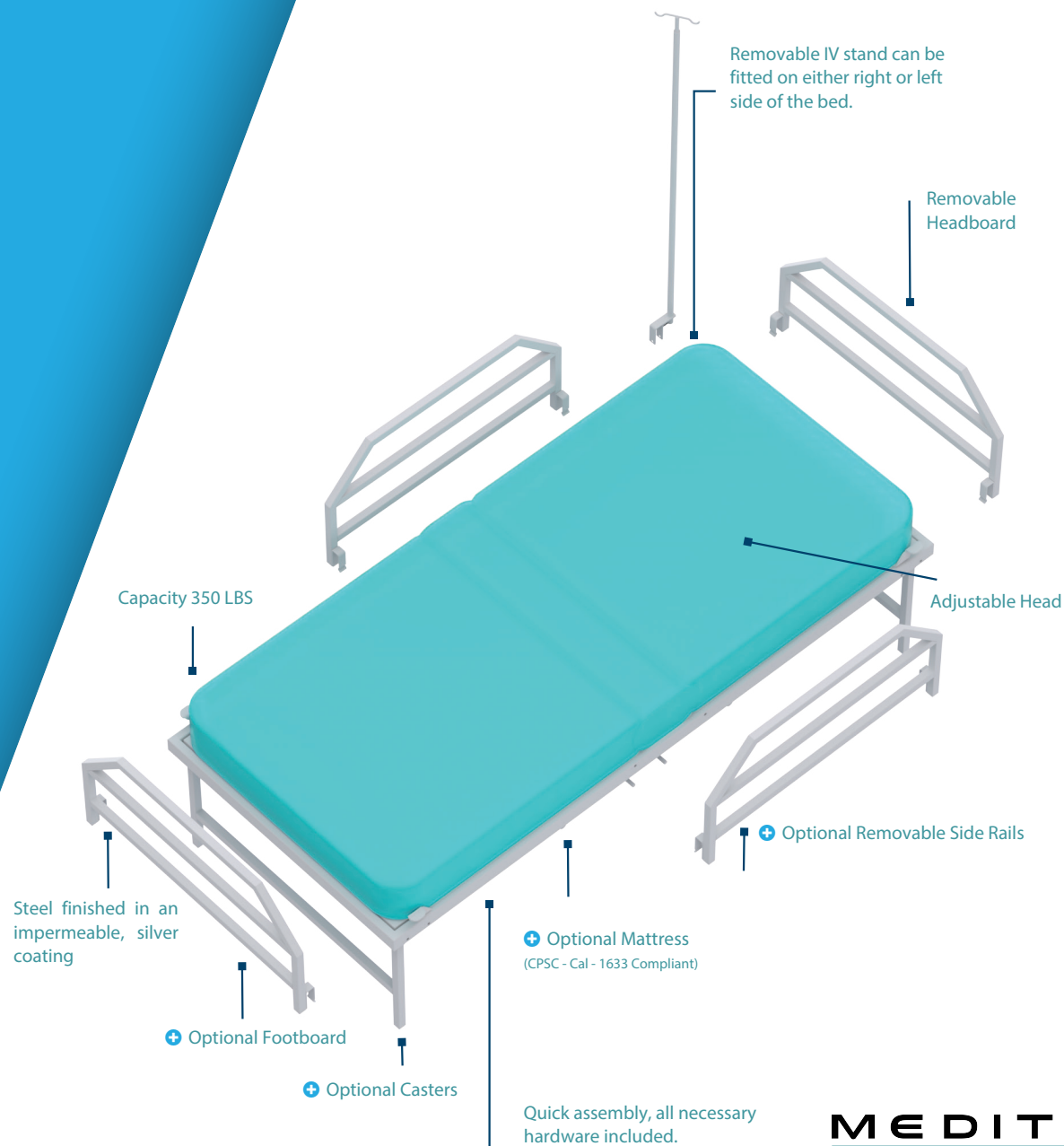
All necessary hardware is provided and can be quickly assembled. This includes a Removable IV stand that can be fitted on either side of the bed.

Has customizable options to fit your specific needs. These options include a footboard, removable side rails, caster wheels, and a Mattress.



Here for L.I.F.E.

KEY features

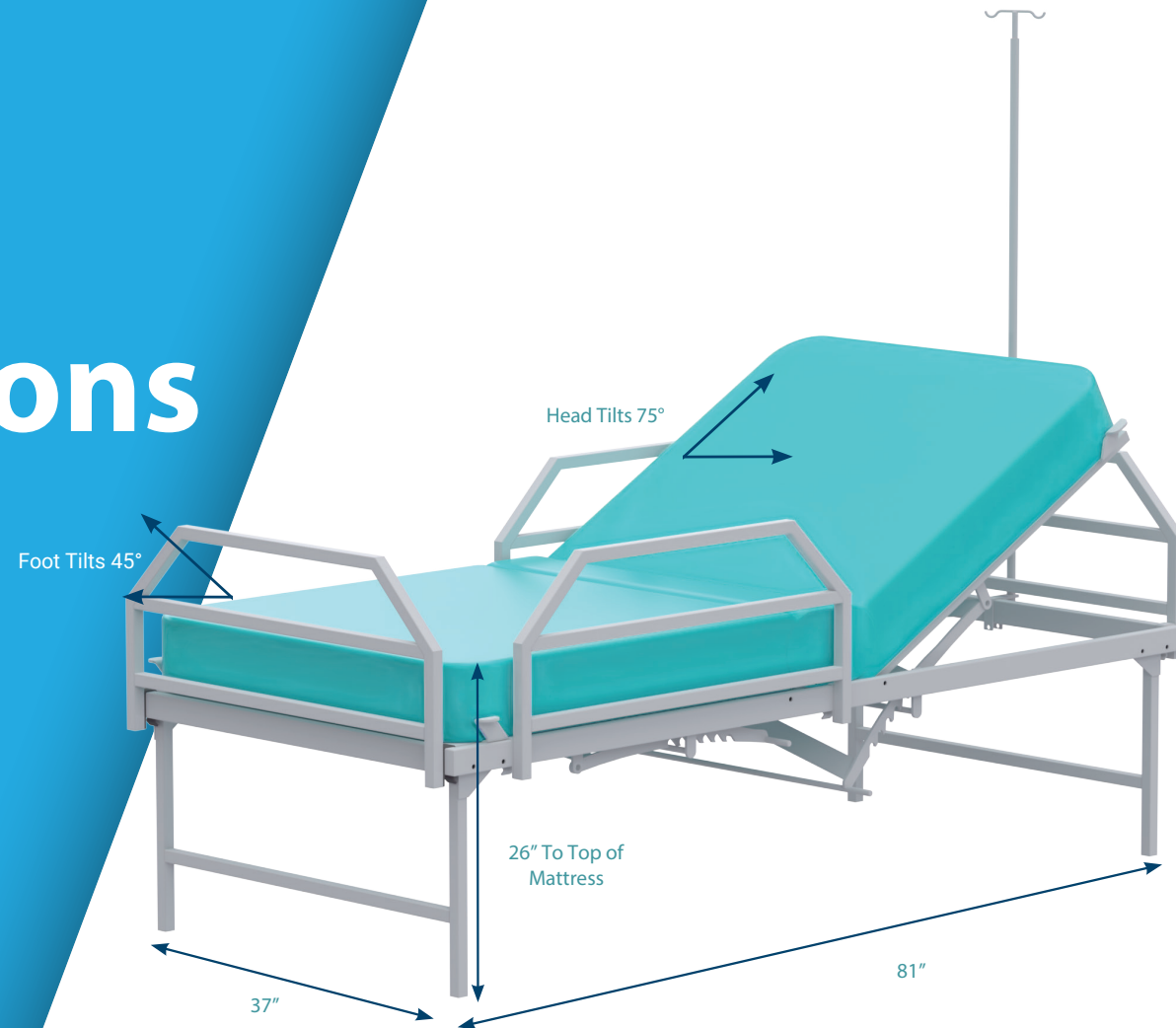


+ OPTIONAL ATTACHMENTS

MEDITEK

Here for L.I.F.E.

PRODUCT dimensions

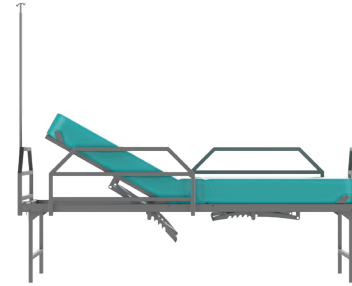


MEDITEK

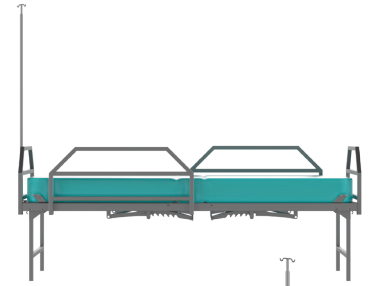
Here for L.I.F.E.

PRODUCT angles

INCLINED VIEW



FLAT VIEW



FRONT VIEW




BACK VIEW



TOP VIEW COLLAPSED




BOTTOM VIEW COLLAPSED



FOOT INCLINED FRONT



FOOT INCLINED SIDE



MEDITEK

Here for L.I.F.E.